



NAUTICA

The Ideal **4WD**



WARRANTY PERIOD
3-year/100,000km manufacturer's warranty
+ 3-year/75,000km extended warranty



PERODUA SMART ASSIST
In the event of a breakdown, members can call the toll free number: 1-800-88-5555. The call centre will dispatch a rescue team to the location of the vehicle. This service is available 24 hours a day, 7 days a week.



1-HOUR SUPERSERVIS
1-Hour Superservis is a speedy service package that comes with a money-back guarantee if your car is not serviced in one hour.



KAPMA
KAPMA is a club exclusively for Perodua owners. Members will enjoy a host of benefits and rewards.

FOR MORE DETAILS

Visit your nearest Perodua showroom or call 1800 88 6600.

Actual accessories may differ from photographs. Please consult your sales representative.
Specifications are subject to change without prior notice.

BRC DOM NAU 08- APR 2008-A

www.perodua.com.my

NAUTICA

The Ideal **4WD**

Stylish enough to stand out in the city. Sturdy enough for off-road adventures.

Muscular, yet sophisticated.

Powerful, yet contemporary.

Compact, yet spacious.

Aspirational and affordable.

With all the pros of a 4WD, this sport utility vehicle (SUV) is designed for the active urbanite on the go. The Perodua Nautica 4WD will lead a new generation of urban compact SUVs as "The Ideal 4WD".





THE IDEAL FRONT

A simple yet sleek design for a more urban, modern look.



PROJECTOR QUAD HEADLAMPS

▼ Ensure a bright field of vision and long-distance illumination for the driver. Also conjure a luxurious image.



FRONT BUMPER

▼ Creates a sense of stability with its wide and muscular design.



FRONT HOOD AND GRILLE

▼ Crafted to enhance the sophisticated image and provides added safety.



BUILT-IN FOG LAMPS

▼ Improve visibility during bad weather conditions.



ROOF RAIL

▼ Adds to the strong SUV look and allows for easy attachment of luggage carriers.



OUTER MIRROR WITH SIDE TURN SIGNAL

▼ Electrical and retractable outer mirror equipped with side turn signal.



THE IDEAL REAR

A strong, dynamic look for that unmistakable athletic and rugged stance.



3D REAR COMBINATION LAMPS

▼ The crystal clear impression is easily seen from various angles and gives the rear a stylish, sharp image.



SPORT REAR BUMPER WITH REFLECTOR

▼ Continues the wide and stable design, with reflectors for clear visibility and safety.



SPORTY REAR SPOILER

▼ The smartly designed rear spoiler integrated with third brake light.



SPARE TYRE COVER

▼ Complements the SUV image, is easy to use and can be locked for added safety.



WHEEL ARCH AND ALLOY RIMS

▼ Convey a wide, bold image and sense of style with 16-inch tyres and 5-spoke alloy rims.



FLEXIBLE BEE-TYPE ANTENNA

▼ Modern form of antenna that does not break easily when hit against hard surfaces.



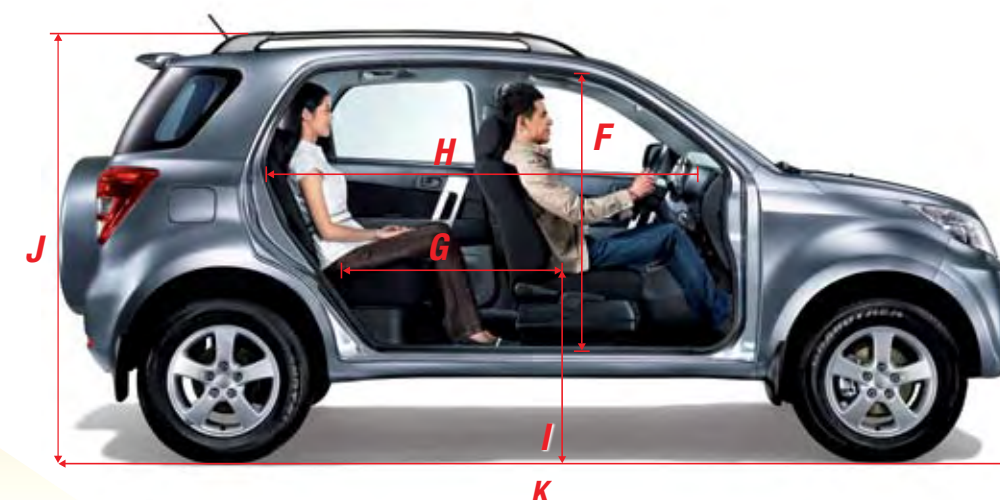
THE IDEAL PACKAGE

Compact yet spacious. A perfect balance of style and function.



▼ Provides assured stability, especially when driving on rough roads and at high speeds.

- A** - INTERIOR WIDTH: 1385mm
- B** - DISTANCE BETWEEN FRONT PASSENGERS: 700mm
- C** - TRACK (FRONT): 1450mm
- D** - TRACK (REAR): 1460mm
- E** - OVERALL WIDTH: 1695mm



▼ Seats five people comfortably with ample legroom for the driver and passengers.

- F** - INTERIOR HEIGHT: 1240mm
- G** - COUPLE DISTANCE: 850mm
- H** - INTERIOR LENGTH: 1800mm
- I** - SEATING HEIGHT: 740mm
- J** - OVERALL HEIGHT: 1740mm
- K** - OVERALL LENGTH: 4115mm

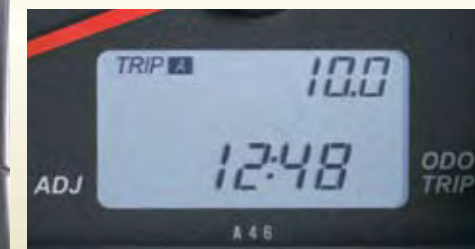


TRIPLE METER

▼ The large three-ring meter cluster provides easy visibility for the driver.

MULTI-INFORMATION DISPLAY

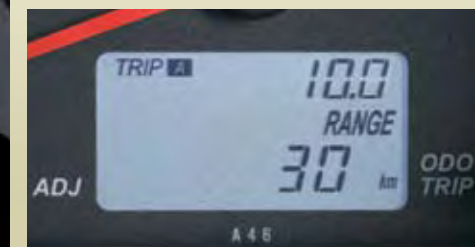
▼ An on-board computer provides practical information for convenient and intelligent driving at the touch of the "mode" button.



CLOCK



AVERAGE FUEL CONSUMPTION



MAXIMUM TRAVELLING RANGE POSSIBLE



OUTSIDE TEMPERATURE

THE IDEAL INTERIOR

A neat console with a sophisticated finish and handy buttons for easy operation while driving.



CENTRE CLUSTER

▼ Finished silver surface with easy-to-operate buttons enhances the high quality feel.



CENTRE WARNING DISPLAY

▼ High visibility console displays different warning indicators, providing the driver with important alerts.



AUDIO CD PLAYER

▼ Modern yet simple flush surface CD player integrated with the centre cluster.




AIR CONDITIONING CONTROLLER

▼ Push-and-rotate type dials for easy adjustment.



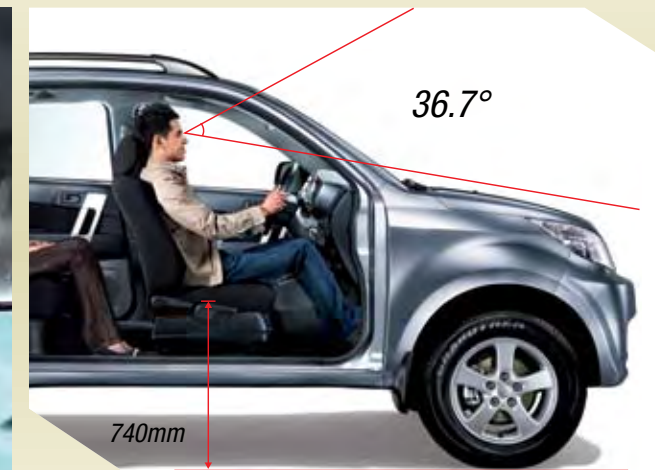
DOOR TRIM

▼ Modern and sturdy metallic design for a high quality and luxurious look.



SEAT DESIGN

▼ Enlarged comfortable seats that come with quality dark coloured fabric that is not easily stained.



HIGH SEATING & BETTER VISIBILITY

▼ The seating height contributes to a high eye point, which provides better visibility for safer driving.



EASY TO GET IN AND OUT

▼ The floor design minimises gaps between the cabin and rocker panels, making it easy to get in and out.

THE IDEAL PRACTICALITY

The Nautica 4WD's compact size and practical features provide a smooth and easy drive every time.



SHORT OVERHANG WITH HIGH GROUND CLEARANCE

▼ For easier driving and reduced risk of the undercarriage striking rocks and edges during bumpy off-road driving.



REAR DOOR OPENING

▼ 41°, 60° and 77° increments allow easy opening in tight spaces and reduces the risk of hitting the next vehicle.



MINIMUM TURNING RADIUS

▼ Allows easy manoeuvring when navigating narrow roads or parking in tight spaces.




Luggage compartment
floor height: 640mm

LUGGAGE COMPARTMENT DIMENSIONS

▼ Optimum dimensions allow luggage to be loaded and unloaded easily.

THE IDEAL SPACIOUSNESS

The large luggage area is infinitely versatile, thanks to a flexible seating configuration. Making storage a snap, whatever the conditions or content.



NORMAL MODE

▼ Plentiful storage space is available even with the normal seating position.



HALF MODE

▼ Fold one seat down for a 60:40 storage space.



FULL-FLAT MODE

▼ For bulkier items, fold and tumble the rear seat to create a flat-floor luggage compartment.



DVVT Dynamic Variable Valve Timing

DOHC Double Overhead Camshaft

EFI Electronic Fuel Injection

▼ The high performance engine delivers excellent fuel economy, smooth pick-up and acceleration, and cleaner gas emissions with minimal vibration noise.

MAX POWER (kW/rpm)	80/6000
MAX TORQUE (Nm/rpm)	141/4400

THE IDEAL PERFORMANCE

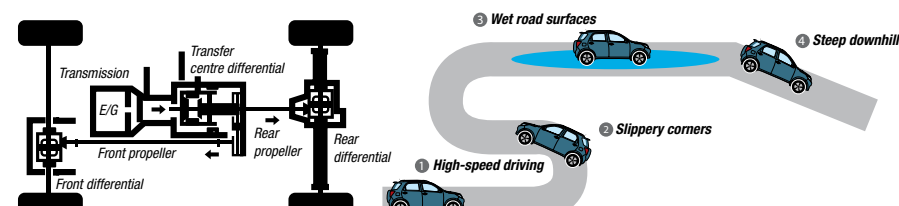
Rule the streets or drive off the beaten track with a fully-functional 4WD.



TRANSMISSION

▼ Well-balanced with a reduced shift stroke for a shock-free and comfortable ride.

[Full-time 4WD system]



FULL-TIME 4WD

▼ Suitable for any driving condition:

- High Speed Driving** - Power is supplied to all four wheels, even when affected by crosswinds.
- Slippery Corners** - All four wheels grip the road firmly even when a centrifugal force is applied to the car body.
- Wet Road Surfaces** - The front wheels assist immediately, providing extra stability even when the rear wheels appear likely to slip.
- Steep Downhills** - Engine braking can be applied to all four wheels providing stability.



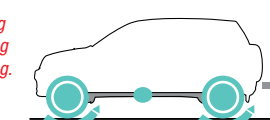
Centre differential lock function switch

CENTRE DIFFERENTIAL LOCK

▼ Distributes power evenly at the touch of a button, providing strong traction to both front and rear wheels.



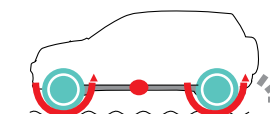
For ordinary driving situations, including high-speed cruising.



The centre differential locks, distributing power equally to the front and rear wheels, thereby providing better road gripping stability.



For pulling out of deep mud, etc.



The centre differential locks, connecting the front and rear wheels directly, thereby providing the vehicle with better traction.

FRONT SUSPENSION

▼ MacPherson strut suspension with optimised geometry for excellent control and riding comfort.

REAR SUSPENSION

▼ 5-link rigid axle suspension with coil springs ensures driving stability and minimises driver fatigue.



SECURITY



ALARM & CENTRAL LOCKING SYSTEM WITH IMMOBILIZER



HIDDEN TYPE DOOR LOCK



CHILD SAFETY LOCK

THE IDEAL SAFETY & SECURITY

Stay in control with comprehensive features for driver and passenger safety, security and peace of mind.

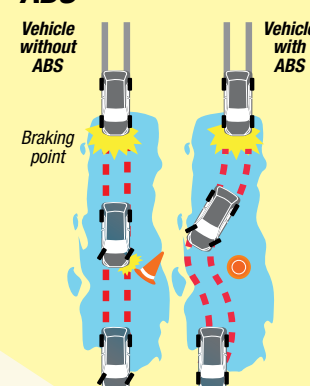
ACTIVE SAFETY

Helps prevent accidents.

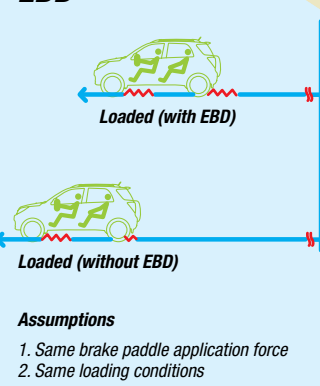
PASSIVE SAFETY

Helps to protect should an impact occur.

ABS




EBD




ABS (ANTI-LOCK BRAKING SYSTEM), EBD (ELECTRONIC BRAKE-FORCE DISTRIBUTION) & BA (BRAKE ASSIST)

▼ ABS prevents tyres from locking in emergencies, while BA maximises braking power and EBD ensures even distribution.



CRASH RESISTANT BODY

▼ Absorbs and minimises impact from all angles to protect driver and passengers.



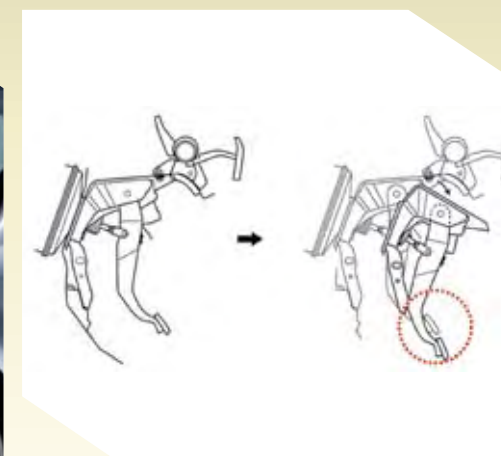
DUAL SRS AIRBAGS

▼ Protect the driver and front passenger from steering wheel and dashboard impact during collisions.



PEDESTRIAN INJURY PROTECTION

▼ Reduces impact to the heads and legs of pedestrians during collisions.



BRAKE PEDAL INTRUSION

▼ Reduces impact to the driver's feet and legs during collisions.



SEAT BELTS WITH PRE-TENSIONER & FORCE LIMITER MECHANISM

▼ Provide further seat belt restraint during collisions to minimise chest impact.



THE IDEAL COMFORT & CONVENIENCE

Handy storage compartments and thoughtful features make every drive an effortless pleasure.



LOCKABLE GLOVE BOX WITH ILLUMINATION



UTILITY BOX



UNDER DECK BOX



FLOOR CONSOLE WITH BOTTLE HOLDER



SUNGLASSES HOLDER INTEGRATED WITH MAP LAMP



MOVEABLE ASHTRAY



FRONT DOOR POCKETS



REAR DOOR POCKETS



SEAT BACK POCKETS



TILT STEERING WHEEL



ELECTRICAL & RETRACTABLE OUTER MIRROR WITH SIDE TURN SIGNAL



4-POINT POWER WINDOW SWITCH



12V POWER SUPPLY



SUN VISOR WITH VANITY MIRROR



DOME LAMP



SEAT DESIGN




SEAT HEIGHT ADJUSTER



SEAT BELT ANCHOR ADJUSTER



ASSIST GRIP WITH INTEGRATED COAT HOOKS



LUGGAGE COMPARTMENT HOOK



REVERSE SENSOR



MEDALLION GREY (S33)



MAJESTIC BLACK (X07)

THE IDEAL VARIETY

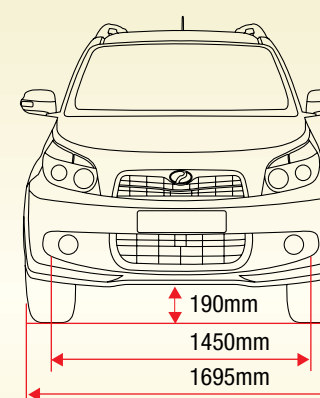
TECHNICAL SPECIFICATIONS & FEATURES

DIMENSIONS & WEIGHT	MODEL		NAUTICA 4WD 1.5L AT	
	OVERALL LENGTH		mm	4115
	OVERALL WIDTH		mm	1695
	OVERALL HEIGHT		mm	1740
	INTERIOR LENGTH		mm	1800
	INTERIOR WIDTH		mm	1385
	INTERIOR HEIGHT		mm	1240
	WHEELBASE		mm	2580
	COUPLE DISTANCE		mm	850
	SEATING HEIGHT		mm	740
	TRACK	FRONT	mm	1450
		REAR	mm	1460
	KERB WEIGHT		kg	1200
	MIN. GROUND CLEARANCE	NON-LADEN	mm	190
SEATING CAPACITY		Persons	5	
MIN. TURNING RADIUS (TYRE)		m	4.9	
ENGINE	ENGINE TYPE		3SZ-VE	
	DRIVE SYSTEM		4WD	
	VALVE MECHANISM		DOHC, 16V (4 VALVES PER CYLINDER) WITH DVVT	
	TOTAL DISPLACEMENT		cc	1495
	BORE x STROKE		mm	72.0 X 91.8
	NO. OF CYLINDER		4	
	COMPRESSION RATIO		10 ± 0.3	
	MAX. OUTPUT (DIN)		kW/rpm	80/6000
	MAX. TORQUE (DIN)		Nm/rpm	141/4400
	FUEL SYSTEM		EFI (ELECTRONIC FUEL INJECTION)	
FUEL TANK CAPACITY		litre	50	
POWERTRAIN	TRANSMISSION	TYPE	Automatic	4AT
	TRANSMISSION GEAR RATIO		1st	2.731
			2nd	1.526
			3rd	1.000
			4th	0.696
			Reverse	2.29
			Final Gear Ratio	5.571
CHASSIS	STEERING TYPE		RACK & PINION	
	MAIN BRAKE	Front	DISC BRAKE WITH BOOSTER	
		Rear	DRUM BRAKE, LEADING & TRAILING	
	PARKING BRAKE		MECHANICALLY OPERATING ON REAR WHEELS	
	SUSPENSION	Front	MACPHERSON-STRUTS WITH COIL SPRINGS	
		Rear	5-LINK RIGID AXLE WITH COIL SPRINGS	
	TYRES		215/65R16	
SPARE TYRE		215/65R16		

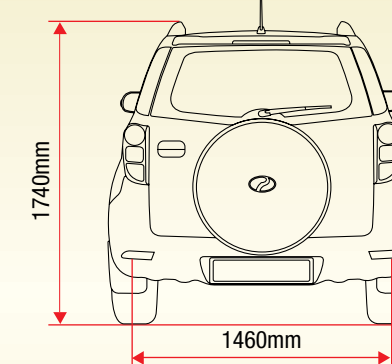
MODEL	NAUTICA 4WD 1.5L AT
EXTERIOR	
SIDE & FRONT TURN SIGNAL	CLEAR LENS, INTEGRATED WITH SIDE MIRROR
DISC WHEEL	ALLOY 16-INCH
ROOF RAIL	WITH
FRONT & REAR BUMPER	BODY COLOUR
REAR SPOILER (WITH 3RD BRAKE LIGHT)	WITH
REAR WINDOW WIPER	WITH
DOOR OUTSIDE HANDLE	BODY COLOUR
DOOR VISOR (AIR PRESS)	WITHOUT
SKIRTING	WITHOUT
INTERIOR	
DOOR TRIM	MOULDED (WITH FABRIC & ORNAMENT)
UNDER DECK BOX	WITH
SEAT BACK POCKET	WITH (DRIVER & PASSENGER)
GLOVE BOX	WITH (ILLUMINATION)
SUNGLASSES HOLDER	WITH (MAP LAMP)
CUP HOLDER	WITH (4 HOLDERS)
SEAT COVER MATERIAL	FABRIC
SPEAKER	WITH (4 SPEAKERS)
CENTRE CLUSTER	PAINTED SILVER
STEERING WHEEL	3-SPOKE URETHANE (PAINTED SILVER)
MOVEABLE ASHTRAY	WITH
ASSIST GRIP	WITH
DOOR ARM REST	WITH
UTILITY BOX	WITH
DOOR POCKET	WITH (4 DOORS)
COMFORT	
MULTI-INFO DISPLAY	WITH (4 FUNCTIONS)
RADIO CD (WITH RDS)	WITH
WIRELESS DOOR LOCK	WITH
POWER WINDOWS	WITH (FRONT & REAR)
SIDE MIRRORS	WITH (ELECTRICAL & RETRACTABLE)
REVERSE SENSOR	WITH
LIGHT WARNING	WITH (BUZZER)
KEY REMIND WARNING	WITH (BUZZER)
SEAT HEIGHT ADJUSTER	WITH (DRIVER)
POWER STEERING	WITH (TILT)
SUN VISOR	WITH VANITY MIRROR (DRIVER & PASSENGER)
12V POWER SUPPLY	WITH
SAFETY & SECURITY	
DUAL SRS AIRBAGS	WITH
ABS & EBD	WITH
ALARM & CENTRAL LOCKING	WITH (IMMOBILIZER)
CHILD SAFETY LOCK	WITH
STEERING LOCK	WITH
ACCESSORIES	
CARPET MAT	WITH
TOOL KIT BAG	WITH
SAFETY TRIANGLE	WITH
LICENSE PLATE HOLDER	WITH

DIMENSIONS

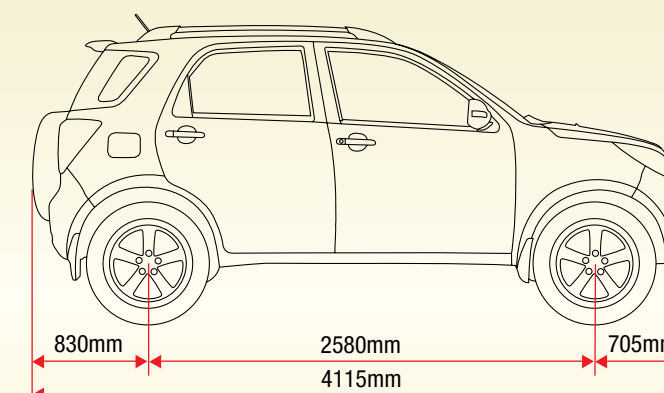
FRONT VIEW



REAR VIEW



SIDE VIEW



Colours shown here may differ from the actual colours of the vehicles.