
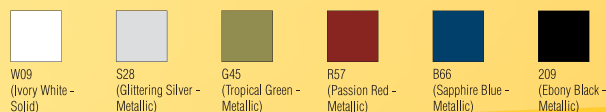




660cc [MT]  
COLOURS



850cc [MT]  
COLOURS



1000cc (Standard) [AT & MT]  
COLOURS



1000cc (Premium) [AT & MT]  
COLOURS



Colours shown here may differ from the colours of the actual vehicles.

TECHNICAL SPECIFICATIONS

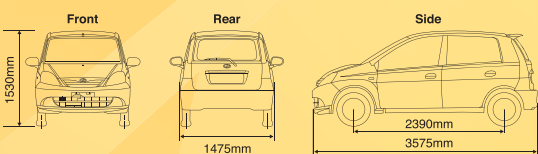
Model				660cc	850cc	1000cc Standard		1000cc Premium			
	Transmission			Manual – MT Automatic – AT		5MT		4AT	5MT	4AT	
DIMENSIONS & WEIGHT	Overall length / width / height			mm		3575/ 1475/ 1530					
	Interior length / width / height			mm		1845/ 1300/ 1250					
	Wheel base			mm		2390					
	Track	Front	mm	1320	1320	1310	1310	1300	1300		
		Rear	mm	1310	1310	1300	1300	1290	1290		
	Minimum road clearance (non-laden)			mm		145					
	Kerb weight			kg		755	765	785	790	795	800
	Seating capacity			persons		5					
Min. turning radius (tyre)			m		4.2		4.4				
ENGINE	Engine code			EF-VE		ED-VE		EJ-VE			
	Engine type			3 cylinder DOHC 12V (4 valves per cylinder) with DVVT							
	Total displacement			cc		659	847	989			
	Bore x stroke			mm		68 x 60.5	66.6 x 81	72 x 81			
	Compression ratio					10.5	10	10			
	Max. output (DIN)			kW/rpm		35/7200	39/6000	45/6000			
	Max. torque (DIN)			Nm/rpm		58/4400	76/4000	90/3600			
	Fuel system			EFI							
Fuel tank capacity			litres		36.0						
CHASSIS	Main brakes (booster equipped)			Front: Disc brakes / Rear: Drum brakes							
	Parking brake			Mechanically operating on rear wheels							
	Suspension			Front: MacPherson strut with coil spring / Rear: Torsion beam with coil spring							
	Tyres			155/70R12		155/65R13		165/55R14			
	Spare tyre			Temp. tyre – T105/90D12							

Note: Only the main differences between variants are listed here.  
For a list of features common to all variants, please ask a Perodua sales representative.

FEATURES

Model		660cc	850cc	1000cc Standard		1000cc Premium	
				SX	EZ	SXi	EZi
EXTERIOR	Front and rear bumper	Material colour	Body colour				
	Door outside handle	Material colour	Body colour				
	Wheel cap	Centre cap	Full wheel cap			Alloy wheel	
	Side mirrors	Manual (material colour)	Electrical (body colour)			Electrical & retractable (body colour)	
	Side and front turn signal	Amber lens		Clear lens		Clear lens integrated with side mirror	
	Windshield glass	Standard type		With sun shade			
	Door visor (air press)	Without		With			
	Skirting	Without		With			
	Rear spoiler	Without			With		
Grade mark	Without		With				
INTERIOR	Seat cover material	Standard grade	Medium grade			High grade	
	Steering wheel (3-spoke urethane)	Standard			With silver ornament		
	Meter combination	Standard type		With chrome			
	Door trim	Without fabric		With fabric			
	Centre cluster	Standard type		Painted (silver)			
	Sun visor	Standard type		With vanity mirror & ticket holder on driver's side			
	Assist grip	Front (passenger)		Front (passenger) / Rear (left & right)			
	Seat back pocket	Without		With (driver's seat & passenger's seat)			
	Under seat tray	Without		With			
Rear package tray	Standard type		With carpet				
COMFORT	Audio	Radio-CD player (with front door speakers)	Radio-CD player (with front door & rear door speakers)				
	Power windows	Without		With (front / rear)			
	Power steering	Without		With			
	Integrated seat height adjuster	Without		With			
	Seat belt anchor adjuster	Without			With		
	Light warning	Without		With			
SAFETY & SECURITY	Reverse sensor	Without		With			
	Dual SRS airbags	Without		With			
	ABS (with EBD)	Without		With			
	Alarm (inclusive of back door) & central locking	Without			With		
ACCESSORIES	Luggage net	Without		With			
	Carpet mat	With (standard grade)		With (high grade)			
	Tool kit bag			With			
	Safety triangle			With			
	License plate holder			With			

DIMENSIONS



3 years or 100,000km  
manufacturer's warranty.  
Terms & conditions apply.

Find love at your nearest Perodua showroom  
or call 1 800 88 6600.

Actual accessories may differ from photographs. Please consult your sales representative.  
Specifications are subject to change without prior notice.



WINNER  
Supermini Category

Photo: 1000cc Premium

Building Cars People First™

PERODUA SALES SDN BHD (066332U)  
Sungai Choh, Locked Bag 226, 48009 Rawang, Selangor Darul Ehsan, Malaysia.  
www.perodua.com.my



## THE DESIGN

### EXTERIOR

Sleek and aerodynamic, VIVA's form expresses a new-generation compact car design.



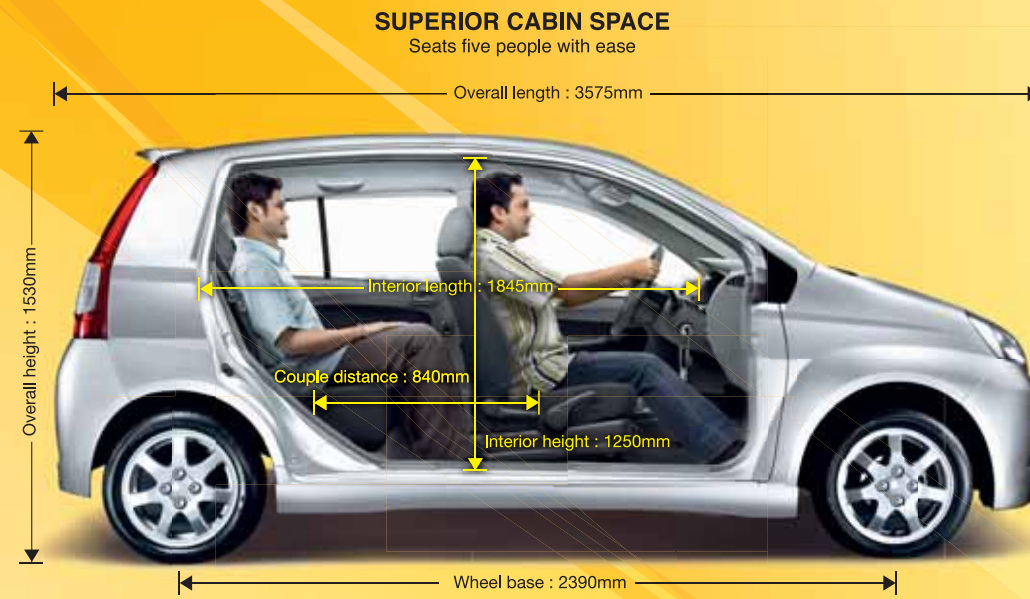
### INTERIOR

VIVA's quality interior is designed for maximum comfort.



## THE SPACIOUSNESS

Any journey, long or short, is a joy with VIVA's spacious cabin, comfortable legroom and wide luggage area.



GENEROUS LUGGAGE AREA



COMFORTABLE REAR LEGROOM

## THE PRACTICALITY

VIVA makes your drive fuss-free and easy with its thoughtful and practical features.



(approx.)  
90°

- VIVA 1000cc 4.4m
- VIVA 660/850cc 4.2m

SMALL TURNING RADIUS FOR EASY MANOEUVRING



INTEGRATED SEAT HEIGHT ADJUSTER  
(Available in 1000cc only)

## THE PERFORMANCE

To ensure high performance and fuel efficiency, VIVA's engines have been enhanced with:

- **DVVT** (Dynamic Variable Valve Timing)
- **DOHC** (Double Overhead Camshaft)
- **EFI** (Electronic Fuel Injection)

(Available in all car models)



Photo: EF-VE (660cc)

## THE COMFORT



- ELECTRICAL SIDE MIRRORS**  
(Available in 850cc and 1000cc only)
- RETRACTABLE SIDE MIRRORS**  
(Available in 1000cc Premium only)
- FRONT AND REAR POWER WINDOWS**  
(Available in 850cc and 1000cc only)
- RADIO-CD PLAYER WITH FRONT & REAR DOOR SPEAKERS**  
(Available in 850cc and 1000cc only)
- ALARM & CENTRAL LOCKING**
- REVERSE SENSOR**  
(Available in 1000cc Premium only)

## THE SAFETY



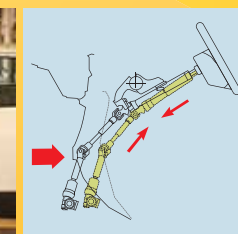
**COLLISION-SAFE BODY STRUCTURE**  
(Note: highlighted areas represent reinforced sections)



**DUAL SRS AIRBAGS**  
(Available in 1000cc Premium only)




**COLLAPSIBLE STEERING SHAFT MECHANISM**  
Reduces impact to the driver's head and chest



## THE HANDY STORAGE

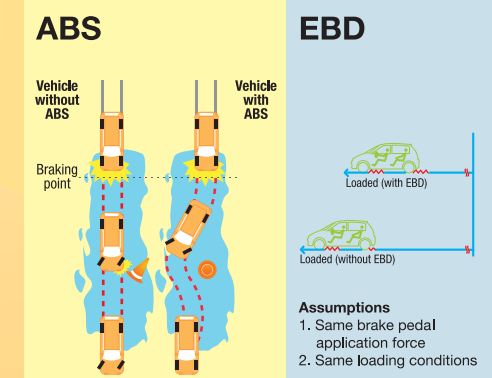


- GLOVE BOX**
- CENTRE CLUSTER BOX**
- UTILITY BOX**
- COIN SLOT**
- FRONT & REAR CUP HOLDERS**
- DOOR TRIM POCKETS**
- UNDER SEAT TRAY**  
(Available in 1000cc only)
- SEAT BACK POCKETS**  
(Available in 1000cc only)



**HEAD IMPACT PROTECTION**  
Built-in impact-absorbing material in the roof protects vehicle occupants

**ABS (ANTI-LOCK BRAKING SYSTEM) WITH EBD (ELECTRONIC BRAKE DISTRIBUTION)**  
(Available in 1000cc Premium only)



**Assumptions**  
1. Same brake pedal application force  
2. Same loading conditions