

# 2009 Tribute

## Engine & Mechanical



standard option not available

2009 Tribute	<i>i</i>			<i>s</i>		
	Sport	Touring	Grand Touring	Sport	Touring	Grand Touring
MSRP starting at	\$20,400*	\$23,605*	\$25,290*	\$23,725*	\$24,870*	\$26,555*



### Tribute at a Glance:




#### Engine Type

Choice of 171-hp 2.5L DOHC 4-cylinder (Tribute *i*) or 240-hp 3.0L DOHC V6 with towing up to 3,500 lbs† (Tribute *s*)



#### Drivetrain Options

Choice of front-wheel drive (FWD)/4-wheel drive (4WD), 5-speed manual/6-speed automatic transmission and up to 28 mpg hwy‡ (Tribute *i* FWD)




















#### Seating and Storage

Seating for five with reclining front bucket seats, 60/40 split fold-down rear seatback, 29.2 cubic feet of cargo space and 66.3 cubic feet with the rear seats down



#### Safety Features

Received the Highest Side-Impact Crash Test Rating from the Insurance Institute for Highway Safety (IIHS), 5-Star government side-impact-crash-test rating\*\*\*, standard advanced front air bags, front side-impact air bags, side air curtains‡‡ and Roll Stability Control (RSC)

2009 Tribute	i			s		
	Sport	Touring	Grand Touring	Sport	Touring	Grand Touring
Performance						
Engine type	2.5L DOHC 16-valve 4-cylinder engine with variable valve timing (VVT)			3.0L DOHC 24-valve 6-cylinder engine with variable valve timing (VVT)		
Horsepower, SAE net	171 hp @ 6000 rpm			240 hp @ 6550 rpm		
Torque, SAE net	171 lb-ft @ 4500 rpm			223 lb-ft @ 4300 rpm		
Valvetrain	Double overhead camshaft, 4 valves per cylinder					
Bore x Stroke (millimeters)	88.9 x 100.1			88.9 x 79.5		
Compression ratio	9.7:1			10.3:1		
Engine block material	Aluminum alloy			Aluminum alloy		
Cylinder head material	Aluminum alloy			Aluminum alloy		
Emission CO2 Value (Cal/Fed)	ULEV II / Tier 2 Bin 5			ULEV IIq / Tier 2 Bin 4		
Fuel Economy						
EPA-estimated mileage (city/highway)						
FWD manual transmission‡	22 / 28			--		
FWD automatic transmission‡	20 / 28			18 / 26		
4WD automatic transmission‡	19 / 25			17 / 24		
Drive Train						
Front-wheel drive						
Active Torque Control Coupling (ATCC) four-wheel drive system	 (AT only)					
5-speed manual transmission	Available	--	--	--	--	--
6-speed automatic transmission	Available					

Steering / Suspension						
Electric power-assist rack-and-pinion steering with engine speed-sensing variable assist	\$	\$	\$	\$	\$	\$
Independent front MacPherson strut suspension with stabilizer bar	\$	\$	\$	\$	\$	\$
Independent rear multilink suspension with dual lateral links and stabilizer bar	\$	\$	\$	\$	\$	\$
Brakes						
Ventilated front disc (11.9-inch) / rear drum (10-inch) brakes	\$	\$	\$	\$	\$	\$
Anti-lock Brake System (ABS) w/ Electronic Brakeforce Distribution (EBD)	\$	\$	\$	\$	\$	\$
Drive Ratio						
	2.5 LITER I4		3.0 LITER V6			
	MT/AT		AT			
1st	3.50/4.54		4.58			
2nd	1.94/2.96		2.96			
3rd	1.26/1.91		1.92			
4th	0.95/1.46		1.45			
5th	0.81/1.00		1.00			
6th	- /0.75		0.75			
Reverse	3.37/2.94		2.94			
Final drive	4.13/3.51		3.51			
Weights						
Base curb weight (lbs)						
FWD	3276 (MT) / 3342 (AT)		3403			
4WD	3490		3555			
GVWR						
FWD	4320(MT) / 4440(AT)		4520			
4WD	4600		4680			
Towing capacity (lbs)	1500		3500			
Wheels & Tires						
Wheels	16 x 7.0 aluminum-alloy					
Tires	P235/70R16 T-rated all-season tires					
Temporary spare tire	T145/90 R17					

## Exterior



## 2009 Tribute

## Exterior Features

Black grille with chrome accent bar

### Fog lights

Halogen auto on/off headlights

## Daytime running lights

Dual power remote outside mirrors

Heated outside mirrors

2-speed variable-intermittent windshield, rear wiper and washer

Body-colored door handles and bumpers

Power moonroof with auto open/close and interior sunshade

### Roof rack with crossbars

Rear window defogger

### Flip-up liftgate window

Privacy-tint glass: rear door, quarter and backlight

"Easy Fuel" capless fuel filler

Single exhaust outlet

## Exterior Dimensions

Wheelbase (inches)

Length (inches)

Vehicle width including mirrors (inches)

Front track (inches)

Rear track (inches)

Vehicle height

Ground clearance (inches)

## Wheels and Tires

16-inch alloy wheels

P235/70R16 T-rated all-season tires

Temporary spare tire

S standard   
 □ option   
 -- not available

2009 Tribute	<i>i</i>			<i>s</i>		
	Sport	Touring	Grand Touring	Sport	Touring	Grand Touring
<b>Comfort &amp; Convenience</b>						
Air conditioning	<span style="color: #e67e22;">S</span>	<span style="color: #e67e22;">S</span>	<span style="color: #e67e22;">S</span>	<span style="color: #e67e22;">S</span>	<span style="color: #e67e22;">S</span>	<span style="color: #e67e22;">S</span>
Tilt steering wheel	<span style="color: #e67e22;">S</span>	<span style="color: #e67e22;">S</span>	<span style="color: #e67e22;">S</span>	<span style="color: #e67e22;">S</span>	<span style="color: #e67e22;">S</span>	<span style="color: #e67e22;">S</span>
Steering-wheel-mounted audio controls	--	<span style="color: #e67e22;">S</span>	<span style="color: #e67e22;">S</span>	--	<span style="color: #e67e22;">S</span>	<span style="color: #e67e22;">S</span>
Cruise control	<span style="color: #e67e22;">S</span> (AT only)	<span style="color: #e67e22;">S</span>	<span style="color: #e67e22;">S</span>	<span style="color: #e67e22;">S</span>	<span style="color: #e67e22;">S</span>	<span style="color: #e67e22;">S</span>
Ambient temperature display	--	--	<span style="color: #e67e22;">S</span>	--	--	<span style="color: #e67e22;">S</span>
Covered visor vanity mirrors	<span style="color: #e67e22;">S</span>	<span style="color: #e67e22;">S</span>	<span style="color: #e67e22;">S</span>	<span style="color: #e67e22;">S</span>	<span style="color: #e67e22;">S</span>	<span style="color: #e67e22;">S</span>
Day/night rearview mirror	<span style="color: #e67e22;">S</span>	<span style="color: #e67e22;">S</span>	<span style="color: #e67e22;">S</span>	<span style="color: #e67e22;">S</span>	<span style="color: #e67e22;">S</span>	<span style="color: #e67e22;">S</span>
Power windows with driver's-side one-touch-down feature	<span style="color: #e67e22;">S</span>	<span style="color: #e67e22;">S</span>	<span style="color: #e67e22;">S</span>	<span style="color: #e67e22;">S</span>	<span style="color: #e67e22;">S</span>	<span style="color: #e67e22;">S</span>
Power door locks with two-stage unlocking feature	<span style="color: #e67e22;">S</span>	<span style="color: #e67e22;">S</span>	<span style="color: #e67e22;">S</span>	<span style="color: #e67e22;">S</span>	<span style="color: #e67e22;">S</span>	<span style="color: #e67e22;">S</span>
Remote keyless illuminated entry system	<span style="color: #e67e22;">S</span>	<span style="color: #e67e22;">S</span>	<span style="color: #e67e22;">S</span>	<span style="color: #e67e22;">S</span>	<span style="color: #e67e22;">S</span>	<span style="color: #e67e22;">S</span>
60/40 split fold-down rear seatback	<span style="color: #e67e22;">S</span>	<span style="color: #e67e22;">S</span>	<span style="color: #e67e22;">S</span>	<span style="color: #e67e22;">S</span>	<span style="color: #e67e22;">S</span>	<span style="color: #e67e22;">S</span>
Retractable cargo cover	<span style="color: #3498db;">□</span>	<span style="color: #e67e22;">S</span>	<span style="color: #e67e22;">S</span>	<span style="color: #3498db;">□</span>	<span style="color: #e67e22;">S</span>	<span style="color: #e67e22;">S</span>
<b>Storage</b>						
Overhead console with dual storage bin	--	<span style="color: #e67e22;">S</span>	<span style="color: #e67e22;">S</span>	--	<span style="color: #e67e22;">S</span>	<span style="color: #e67e22;">S</span>
Large center floor console with covered storage compartment	<span style="color: #e67e22;">S</span>	<span style="color: #e67e22;">S</span>	<span style="color: #e67e22;">S</span>	<span style="color: #e67e22;">S</span>	<span style="color: #e67e22;">S</span>	<span style="color: #e67e22;">S</span>
Cupholders, 2 front & 2 rear	<span style="color: #e67e22;">S</span>	<span style="color: #e67e22;">S</span>	<span style="color: #e67e22;">S</span>	<span style="color: #e67e22;">S</span>	<span style="color: #e67e22;">S</span>	<span style="color: #e67e22;">S</span>
Front driver & passenger seatback map pockets	--	<span style="color: #e67e22;">S</span>	<span style="color: #e67e22;">S</span>	--	<span style="color: #e67e22;">S</span>	<span style="color: #e67e22;">S</span>
Cargo area hooks (4)	<span style="color: #e67e22;">S</span>	<span style="color: #e67e22;">S</span>	<span style="color: #e67e22;">S</span>	<span style="color: #e67e22;">S</span>	<span style="color: #e67e22;">S</span>	<span style="color: #e67e22;">S</span>
<b>Seating &amp; Trim</b>						
Cloth-trimmed seats	<span style="color: #e67e22;">S</span>	<span style="color: #e67e22;">S</span>	--	<span style="color: #e67e22;">S</span>	<span style="color: #e67e22;">S</span>	--
Leather-trimmed seats	--	--	<span style="color: #e67e22;">S</span>	--	--	<span style="color: #e67e22;">S</span>
Leather-wrapped steering wheel	--	--	<span style="color: #e67e22;">S</span>	--	--	<span style="color: #e67e22;">S</span>
Reclining front bucket seats with adjustable headrest	<span style="color: #e67e22;">S</span>	<span style="color: #e67e22;">S</span>	<span style="color: #e67e22;">S</span>	<span style="color: #e67e22;">S</span>	<span style="color: #e67e22;">S</span>	<span style="color: #e67e22;">S</span>
Driver's seat adjustable lumbar support	--	<span style="color: #e67e22;">S</span>	<span style="color: #e67e22;">S</span>	--	<span style="color: #e67e22;">S</span>	<span style="color: #e67e22;">S</span>
6-way power-adjustable driver's seat	--	<span style="color: #e67e22;">S</span>	<span style="color: #e67e22;">S</span>	--	<span style="color: #e67e22;">S</span>	<span style="color: #e67e22;">S</span>
Heated front seats	--	--	<span style="color: #e67e22;">S</span>	--	--	<span style="color: #e67e22;">S</span>
<b>Audio System</b>						
AM/FM/CD audio system w/ 4 speakers and auxiliary-audio input jack	<span style="color: #e67e22;">S</span>	--	--	<span style="color: #e67e22;">S</span>	--	--
AM/FM 6-disc CD audio system w/ 7 speakers and automatic level control	--	<span style="color: #e67e22;">S</span>	<span style="color: #e67e22;">S</span>	--	<span style="color: #e67e22;">S</span>	<span style="color: #e67e22;">S</span>
SIRIUS Satellite Radio**	<span style="color: #3498db;">□</span>	<span style="color: #3498db;">□</span>	<span style="color: #e67e22;">S</span>	<span style="color: #3498db;">□</span>	<span style="color: #3498db;">□</span>	<span style="color: #e67e22;">S</span>
<b>Interior Dimensions</b>						
Headroom, front (inches)	40.4	40.4	39.3	40.4	40.4	39.3
Headroom, rear (inches)	39.2	39.2	37.5	39.2	39.2	37.5
Legroom, front (inches)	41.6					
Legroom, rear (inches)	35.6					
Shoulder room, front (inches)	56.6					
Shoulder room, rear (inches)	55.9					
Hiproom, front (inches)	53.4					

Hiproom, rear (inches)	49.1					
Passenger Volumes						
Passenger volume-total (cubic feet)	99.4	99.4	96.0	99.4	99.4	96.0
Cargo Volumes (Trunk/Cargo Index)						
Cargo volume – second-row down (cubic feet)	66.3	66.3	66.2	66.3	66.3	66.2
Cargo volume – second-row up (cubic feet)	29.2	29.2	29.2	29.2	29.2	29.2

## Safety



 standard  option  not available



2009 Tribute	i			s		
	Sport	Touring	Grand Touring	Sport	Touring	Grand Touring
Safety & Security						
Dynamic Stability Control (DSC)††, Traction Control System (TCS) and Roll Stability Control (RSC)	S	S	S	S	S	S
Tire-Pressure Monitoring System (TPMS)	S	S	S	S	S	S
Advanced front air bags, side-impact air bags and side air curtains w/ roll-over protection	S	S	S	S	S	S
3-point seat belts for all seating positions††	S	S	S	S	S	S
Front seat-belt pretensioners with force limiters††	S	S	S	S	S	S
Height-adjustable front shoulder belt anchors	S	S	S	S	S	S
LATCH child-safety-seat anchors & upper ceiling mounted tethers	S	S	S	S	S	S
Auto door lock/unlock (Not available on Sport MT)	S (A/T)	S	S	S	S	S
Child-safety rear door locks	S	S	S	S	S	S
Illuminated keyless entry w/ panic button feature	S	S	S	S	S	S
Engine-immobilizer anti theft system	S	S	S	S	S	S
Daytime running lamps	S	S	S	S	S	S

2009 Tribute

Options & Packages



 standard    option    not available

2009 Tribute	i			s		
	Sport	Touring	Grand Touring	Sport	Touring	Grand Touring
Options & Packages						
Towing package	--	--	--	--		
• Class II towing preparation						
• Frame-mounted trailer hitch with 3,500-lb capacity						
• Wiring harness and hitch plug						
• Trailer sway control (beginning with 12/01/08 production)						
Note: available only on the V6 s trim						

\* MSRP includes destination charges but excludes tax, title and license fees. Destination charges may vary in Alaska and Hawaii. Vehicles displayed may contain optional equipment at additional costs. Actual dealer price may vary.

† Trailer weights shown are maximums and must be reduced by the weight of any passengers, cargo, hitch or optional equipment in the towing vehicle. The following equipment may also be required: load-carrying hitch for trailers under 2000 lb and load-equalizing hitch for trailers over 2000 lb. Towing a trailer will have an effect on the vehicle's handling, braking, durability, performance and driving economy. For specific information on recommended or required equipment, see your Mazda dealer. Hitches are available through manufacturers other than Mazda.

‡ EPA-estimated mileage. Actual results may vary.

\*\* SIRIUS Satellite Radio-compatible audio system requires additional dealer-installed hardware and subscription.

†† Dynamic Stability Control (DSC) is an electronic system to help the driver maintain control under adverse conditions. It is not a substitute for safe driving practices. Factors including speed, road conditions and driver steering input can all affect whether DSC will be effective in preventing loss of control. Please see the Owner's Manual for further details.

‡‡ Always wear your seat belt and secure children in the rear seats in appropriate child restraints.

\*\*\* Government star ratings are part of the National Highway Traffic Safety Administration's (NHTSA's) New Car Assessment Program (www.safercar.gov). Vehicle tested with standard side-impact air bags (SABs).