



MODEL S

Premium Electric Sedan







An evolution in automobile engineering

Tesla's advanced electric powertrain delivers exhilarating performance. Unlike a gasoline internal combustion engine with hundreds of moving parts, Tesla electric motors have only one moving piece: the rotor. As a result, Model S acceleration is instantaneous, silent, and smooth. Step on the accelerator and in as little as 3.2 seconds Model S is travelling 60 miles per hour, without hesitation, and without a drop of gasoline. Model S is an evolution in automobile engineering.






Rear Wheel Drive



Dual Motor All Wheel Drive



Dual Motor Performance

Dual Motor All Wheel Drive

Dual Motor Model S is a categorical improvement on conventional all wheel drive systems. With two motors, one in the front and one in the rear, Model S digitally and independently controls torque to the front and rear wheels, resulting in unparalleled traction control in all conditions.

Conventional all wheel drive cars employ complex mechanical linkages to distribute power from a single engine to all four wheels, sacrificing efficiency for all weather traction. In contrast, each Model S motor is smaller, lighter and more efficient than its rear wheel drive counterpart, resulting in improved range and acceleration.

Dual Motor all wheel drive is available as an option on 85 kWh battery equipped cars. Model S Performance comes standard with Dual Motor, pairing the high performance rear motor with a high efficiency front motor to achieve supercar acceleration, from zero to 60 miles per hour in 3.2 seconds.



Highest Safety Rating in America

THE NATIONAL HIGHWAY TRAFFIC SAFETY ADMINISTRATION

Model S is designed from the ground up to be the safest car on the road, as proven by a 5-star rating in all categories of the National Highway Traffic Safety Administration (NHTSA) crash test. Much of its safety is owed to the unique electric drivetrain that sits beneath the car's aluminum occupant cell in its own subframe. This unique positioning both lowers the car's center of gravity, which improves handling and minimizes rollover risk, and replaces the heavy engine block with impact absorbing boron steel rails.

Side impacts are met by aluminum pillars reinforced with steel rails to reduce intrusion, protecting occupants and the battery pack while improving roof stiffness. In the event of an accident, eight airbags protect front and rear occupants, and the battery system automatically disconnects the main power source. Should the worst happen, there is no safer car to be in than Model S.



Autopilot

Autopilot combines a forward looking camera, radar, and 360 degree sonar sensors with real time traffic updates to automatically drive Model S on the open road and in dense stop and go traffic. Changing lanes becomes as simple as a tap of the turn signal. When you arrive at your destination, you can step out of the car and let Model S park itself.



Inspired by an endurance athlete

Tesla's design and engineering teams have gone to extraordinary lengths to ensure that air flows smoothly above, around and below Model S to reduce drag, which in turn maximizes battery range. The smart air suspension lowers the car's height at highway speeds to reduce its frontal area. Electronically controlled vents stay closed until sensors detect that cooling is necessary. The front bumper routes air uninterrupted beneath the battery's flat skidplate and past the rear diffuser. The result is a seven seat sedan with the stance of a coup and supercar aerodynamics.





Zero profile door handles

Model S door handles are a work of art. When a key is in close proximity, they automatically extend. When no longer in use, they retract into the body of the car, creating a seamless surface for air to pass over.

Hidden in plain sight

Scan the streamlined body panels and you'll discover that Model S lacks a fuel door. Approach the driver's side taillight with a charging connector and the hidden charge port automatically opens. The charging connector cannot be removed until Model S is unlocked.





Built around the driver

Model S is a driver's car. The cabin combines meticulous noise engineering with Tesla's uniquely quiet powertrain to obtain the sound dynamics of a recording studio. The gem of the interior is the 17 inch touchscreen, which is angled toward the driver and includes both day and night modes for better visibility without distraction. It puts rich content at your fingertips and provides mobile connectivity, so that you can easily find your destination, favorite song or a new restaurant.





The touchscreen

The Model S 17 inch touchscreen controls most of the car's functions. Opening the all glass panoramic roof, customizing the automatic climate control, and changing the radio station all happen with a swipe or a touch. The touchscreen, digital instrument cluster, and steering wheel controls seamlessly integrate media, navigation, communications, cabin controls and vehicle data.

MEDIA

AM/FM/HD radio, online radio, on-demand Internet radio, Bluetooth®, and USB audio devices

MAP

Simple, intuitive Google Maps™ with real time traffic information

CONTROLS

Driving personalization, climate controls, and cabin controls

ENERGY

Real time energy consumption and range estimation

CAMERA

High definition backup camera, optimized for visibility and safety

PHONE

Bluetooth-enabled, voice controlled handsfree phone system

CALENDAR

Calendar synchronization for daily schedule and tap to navigate





Design your Model S

BATTERY

60 kWh Battery
85 kWh Battery
85 kWh Performance

DRIVE

Rear Wheel Drive
Dual Motor All Wheel Drive








PERFORMANCE

Carbon Fiber Spoiler
Tesla Red Brake Calipers








ROOF

Solid Body Color Roof
All Glass Panoramic Roof




PAINT

 Solid Black
 Solid White
 Metallic Silver
 Metallic Blue
 Metallic Grey
 Tesla Multi-coat Pearl White
 Tesla Multi-coat Red





SEATING

 Black Textile
 Leather Seats in Black
 Leather Seats in Tan
 Leather Seats in Grey
 Next Generation Seats in Black
 Next Generation Seats in Tan
 Next Generation Seats in Grey





HEADLINER

 Textile
 White Alcantara
 Black Alcantara

DÉCOR

 Piano Black
 Matte Obeche Wood
 Glossy Obeche Wood
 Carbon Fiber

WHEELS

 19" Wheels
 19" Silver Cyclone Wheels
 21" Silver Turbine Wheels
 21" Grey Turbine Wheels

OPTIONS


Tech Package with Autopilot
Smart Air Suspension
Premium Interior Package
Ultra High Fidelity Sound
Subzero Weather Package
Rear Facing Seats

CHARGING

Supercharging Enabled
Dual Chargers
Wall Connector

For pricing and ordering

 Visit a [Tesla Store or Gallery](#)

 Online at teslamotors.com

 By phone: (888) 518-3752